Meeting of the Asian Pacific National Health Accounts Network (APNHAN)
December 5-6 2005

NHA development status in Asia and the Pacific

WHO Regional Office for Western Pacific,
Manila Philippines

Outline

- **Current status of NHA in A&P**
- **Priorities for NHA development**
- **Major challenges**
- **Regional NHA collaboration**
- **Strategy for NHA development**

Coverage of Social Insurance in Asia and the Pacific

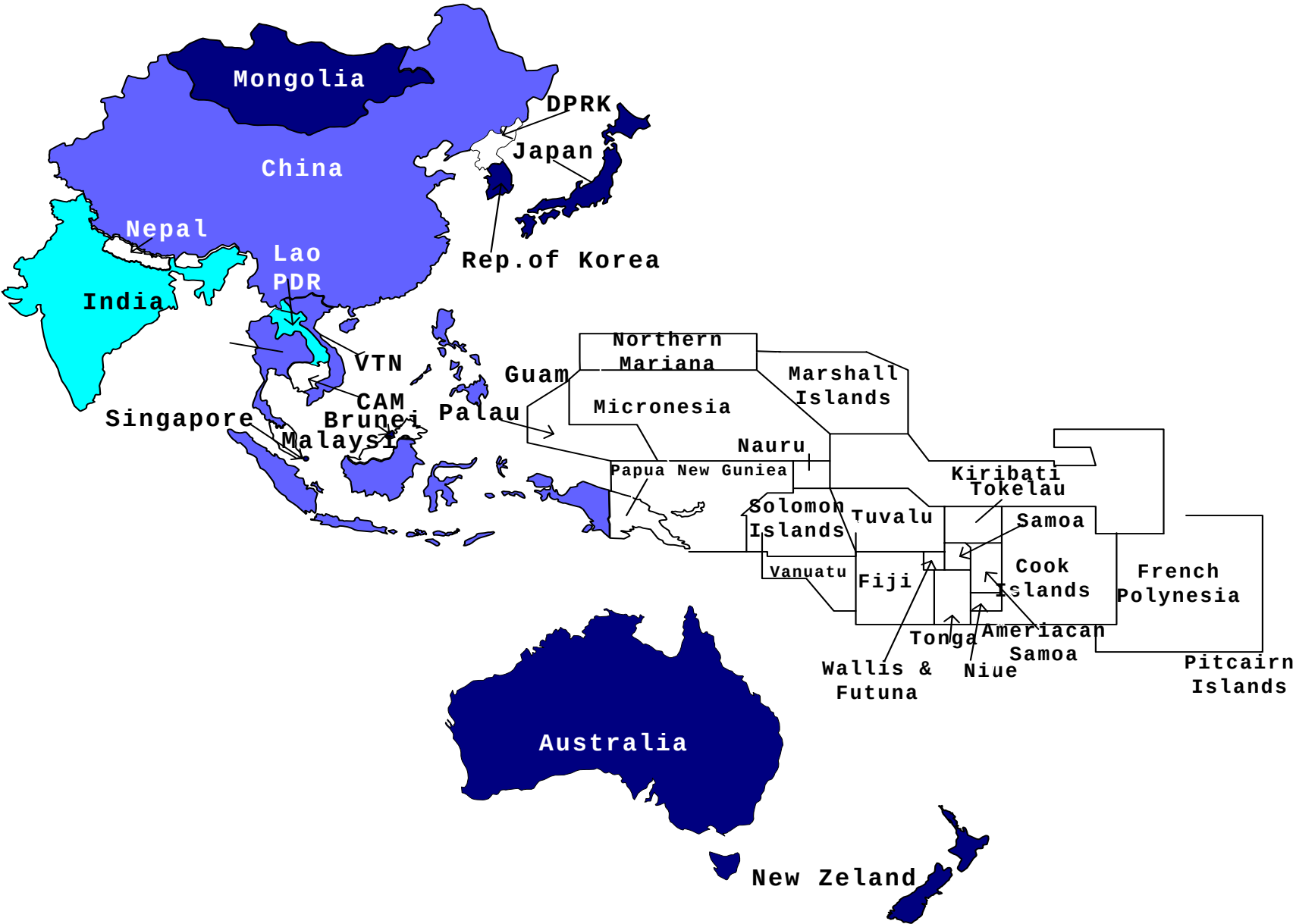

Current Status

Health expenditure is a growing concern in all countries of the Region.

- Level of health spending
- Public and private resources
- Recurrent and capital expenditure
- Resources allocated among different types of services, providers and geographical regions

Current Status (cont-d)

All countries in Asia and Pacific produce country specific data and information on health expenditure

But a wide range of differences exists in reporting and using health expenditure data and information.

Current Status (cont-d)

• NHA is a new concept and its potential value is increasingly recognized in Region

• There is a general trend to accept NHA/OECD conceptual framework and WHO Producer's Guide as a good practical resource and reference document

Current NHA development status in Asia and Pacific

NHA-Established	NHA-Under construction	NHA –Under consideration	NHA- No decision yet
Australia Bangladesh China Japan Republic of Korea New Zealand Philippines Sri Lanka Thailand	India Indonesia Malaysia Mongolia Myanmar Nepal Papua New Guinea, Samoa Tonga Vet Nam	Brunei Darussalam Fiji, Maldives Micronesia Singapore	Bhutan Cambodia Cook Island DPR Korea Kiribati, Lao PDR, Marshall Isl. Nauru, Niue, Palau, Solomon Isl. Tuvalu, Timor Leste, Vanuatu

NHA-Philippines

❖In 1995, Interagency Committee on PNHA set up and compiled data for 1995-1997

❖In 1992, DOH commissioned UP School of Economics to design and estimate PNHA statistics for the years 1991-1994

❖Since 1997, PHNA is a regular activity of the National Statistical Coordination Board (NSCB)

❖Since 2004, developing new NHA matrices to meet the data needs for tracking expenditure and health sector reform progress based on PG

NHA-Papua New Guinea

- ✓NHA project supported by AUSAID was started in 2000
- ✓ A National team comprising of members from DOH, NSO and Churches established
- ✓Orientation workshop for the team members conducted
- ✓ A matrix to enter data for 1998, 1999 and 2000 created
- ✓Questionnaire to collect data developed and circulated
- ✓An Household and Expenditure Survey to collect additional data was planned in 2003-2004 but not undertaken yet

NHA-Viet Nam

•Framework for health financing reform for 2001-2010

• Reform needs comprehensive, valid and reliable data

• MOH and GSO compiled NHA for 1998-2000. 2001-2003 estimates are being prepared

• USAID funded HA related to HIV/AIDS. It is currently implemented by MOH

✓ NHA matrixes designed

✓ Data entered and published for the period 1996-2002 as an estimation

NHA-Malaysia

- ✓Major reform is planned in terms of financing and provision of care
- ✓Lack of available and up-to-date information to guide decision-making
- ✓A number of studies conducted to estimate health expenditure
- ✓Since 1999, MOH has been conducting NHA supported by GOM
- ✓Steering Committee was set up and 2 year project is proposed
- ✓The project partly funded by the GOM and UNDP is started in 2001
- ✓Matrices developed, data estimation entered not publicised yet

NHA- Mongolia

- ✓MOH initiated the process adopting OECD SHA in 2002
- ✓WB and WHO provided technical assistance
- ➢An interagency working group set up
- ➢A work plan developed
- ➢ Nationals trained
- ➢New matrices developed and data entered for 1998-2003
- ➢Estimations discussed at high level policy meeting held in May 2005

NHA- Pacific

Samoa:

✓ Two rounds of NHA for 1999-2000 / 2001-2002 finalised

✓ Third round of NHA for 2003-2004 at final stage

Tonga:

➢ Plan for implementing and institutionalisation finalised

➢ Preliminary NHA estimation for 2003-2004 prepared

Fiji:

¤ There is growing interest and may start soon

Tonga NHA estimation for 2003-2004

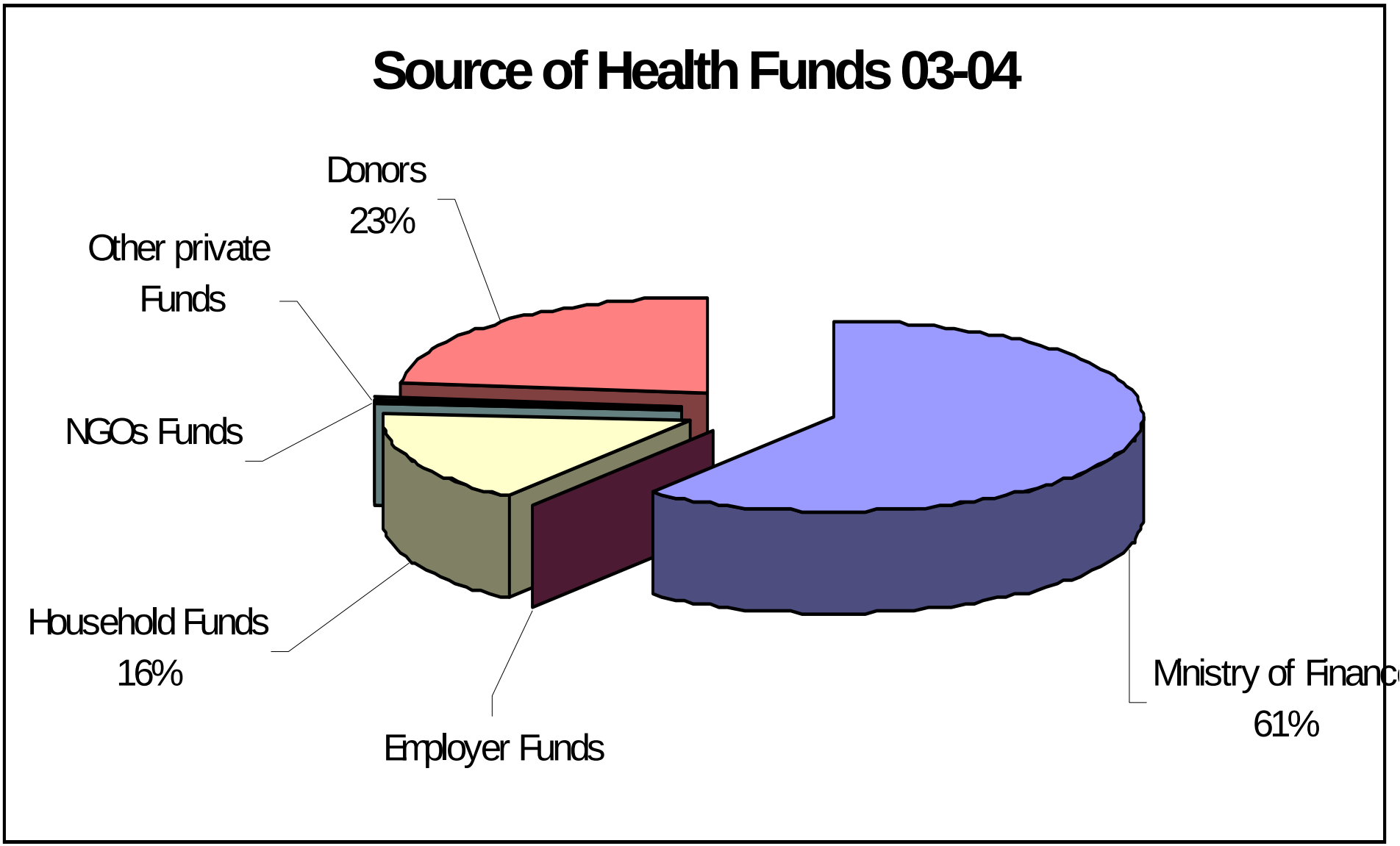

Tonga NHA estimation for 2003-2004

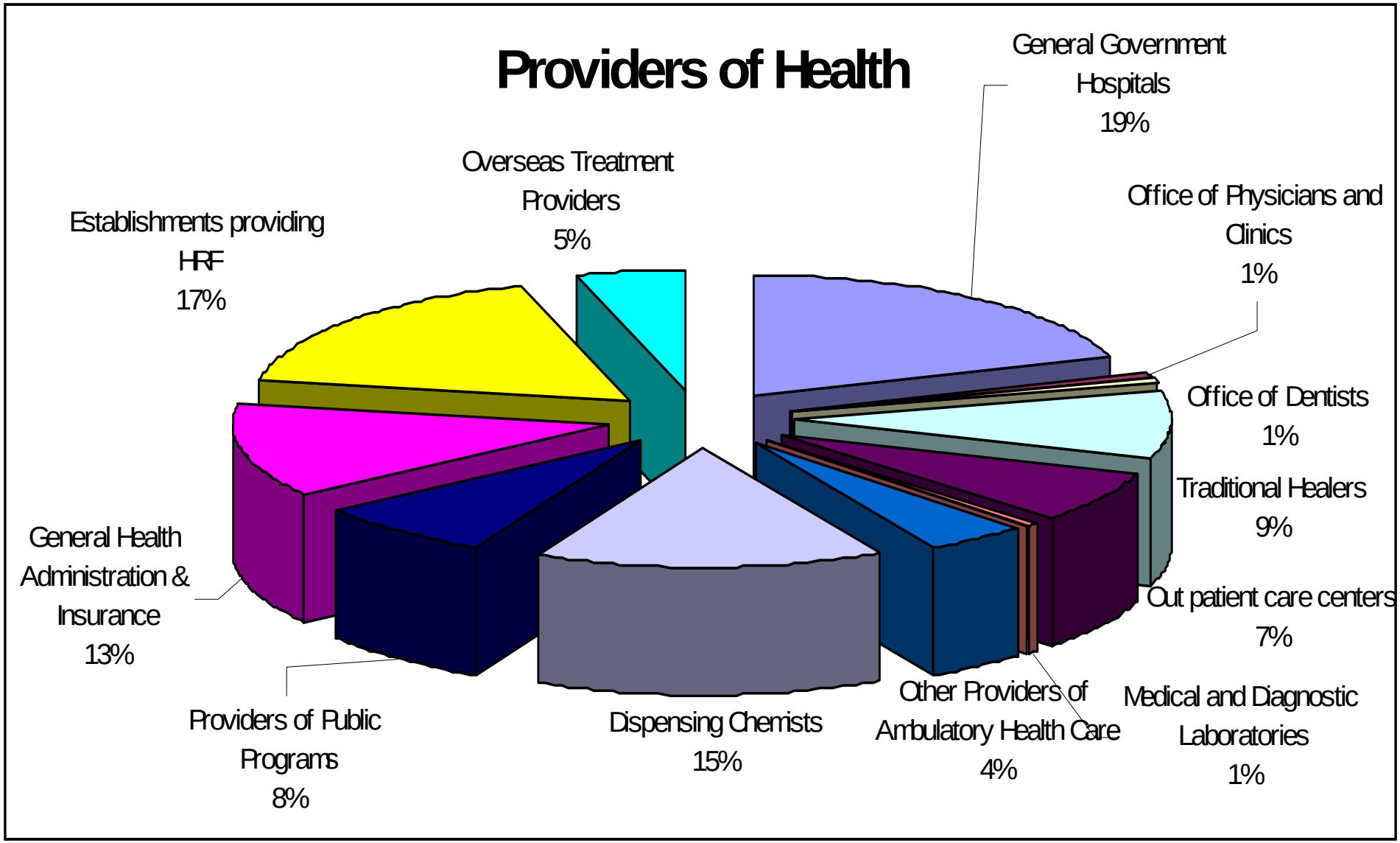

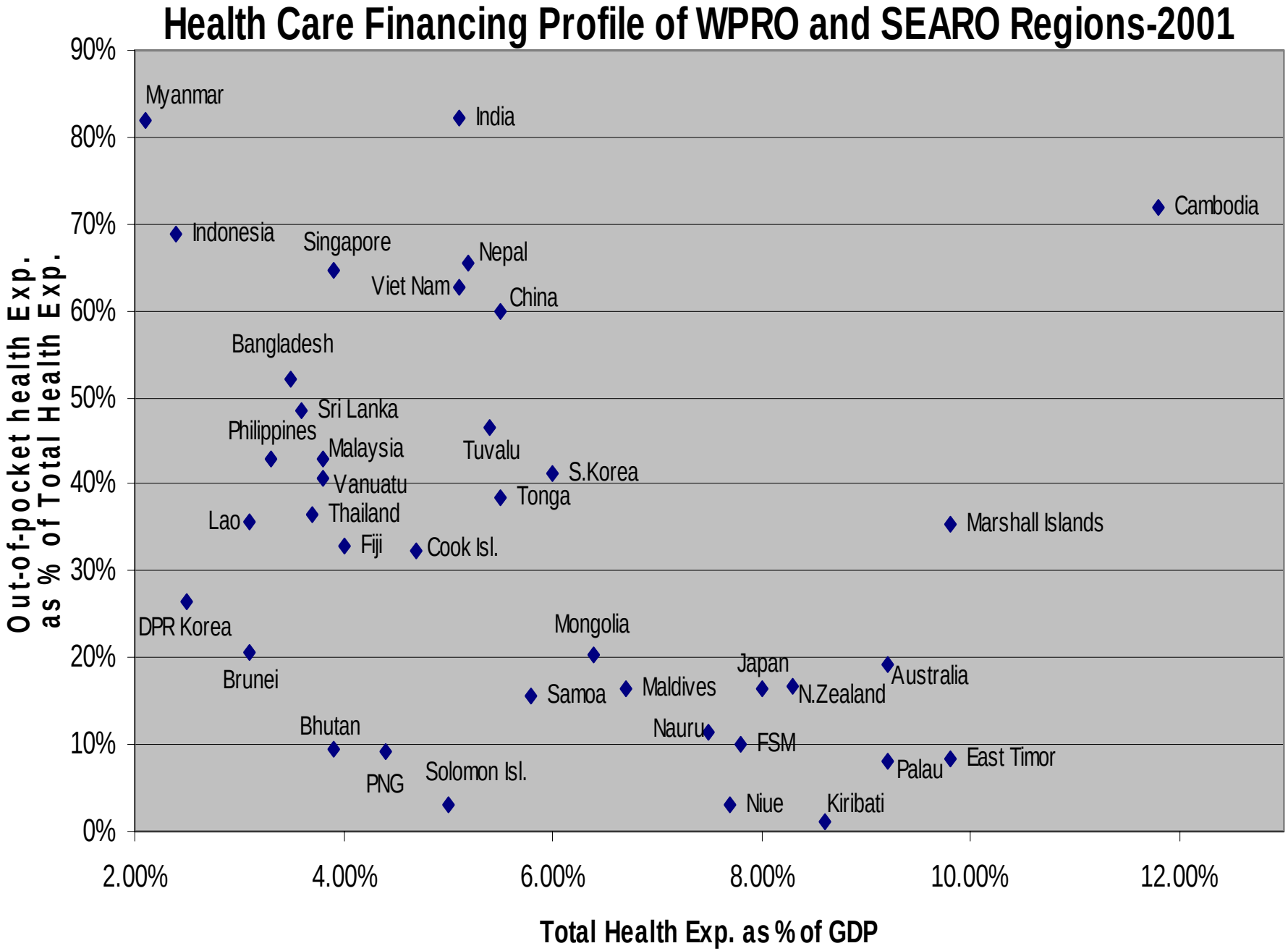
Health Care Financing Profile of WPRO and SEARO Regions-2001
Out-of-pocket health Exp. as % of Total Health Exp.
Total Health Exp. as % of GDP
90%
80%
70%
60%
50%
40%
30%
20%
10%
0%
2.00%
4.00%
6.00%
8.00%
10.00%
12.00%
Myanmar
India
Cambodia
Indonesia
Singapore
Nepal
Viet Nam
China
Bangladesh
Sri Lanka
Philippines
Malaysia
Tuvalu
S.Korea
Vanuatu
Tonga
Lao
Thailand
Marshall Islands
Fiji
Cook Isl.
DPR Korea
Mongolia
Brunei
Japan
Australia
Samoa
Maldives
N.Zealand
Bhutan
Nauru
FSM
East Timor
Palau
PNG
Solomon Isl.
Niue
Kiribati

NHA data sources

- Country health statistical data and information
- Annual reports of central and local governments
- Financial data and report of social and health insurance organization
- Household income expenditure surveys
- Research data on private spending or living standard
- Reports from private providers
- International reports and estimates

Priorities for NHA development

- NHA advocacy
- Policy decision and consensus
- Regulatory arrangements
- Manpower skills and capacity
- Improving methodology and tools not only for general but also for sub NHAs
- Institutionalization of NHA

Major challenges

Requirements for financial support

/how to get funding support, whom to address/

Development of standardized definitions and accounting methods

/ what should be included and excluded; how to incorporate NHA data with existing data reporting and accounting systems /

Limited data and information

/ what sources to use, how to disaggregate data, e.g *by activity functions, how to ensure accurate data reporting from the lowest levels of operation/*

Major challenges

Estimation of household expenditure

/ how to fund household expenditure surveys, how to use other data sources, DHS, LSMS, private sector data /

Technical skills and capacity

/ how to improve conceptual understanding and knowledge sharing /

Institutionalisation of NHA

/ how to make NHA as an regular/routine activity/

Key Questions

Who pays for health care in Asia and Pacific?

How payments are distributed ?

Are payments related to ability to pay?

What relationship between payment and health care?

What impacts of out of pocket payments?

Regional Response

Draft strategy on health care financing for countries of WP and SEA Regions covering 2006-2010.

- Improve the availability of accurate, reliable and timely data on health financing for effective policy formulation, implementation and monitoring

- Use broadly NHA data and information for decision making under various health sector reform agendas

- Improving evidence on equity in financing, access, service utilization, distribution of public subsidies and providing financial protection.

Proposed Regional Strategies

- Improve HCF information with suitable methodologies
- Promote production of NHA by inter-agency collaboration
- Support use of NHA for policy/decision making
- Adopt international NHA standards and classifications
- Develop regional systems for profiling health financing data

THE END